

15 October 2019

PHILIPPINE STOCK EXCHANGE, INC.

6th Floor, PSE Tower
5th Avenue corner 28th Street
Bonifacio Global City, Taguig City

Attention: **MS. JANET A. ENCARNACION**
Head, Disclosure Department

PHILIPPINE DEALING & EXCHANGE CORP.

37/F, Tower 1, The Enterprise Center
6766 Ayala Ave. cor. Paseo de Roxas, Makati City



Attention: **ATTY. MARIE ROSE M. MAGALLEN-LIRIO**
Head, Issuer Compliance and Disclosure Department

Gentlemen:

In compliance with your reportorial requirements, we are submitting herewith the Bank's Public Ownership Report as of 30 September 2019.

Thank you.

Very truly yours,


ATTY. CORAZON I. MORANDO
Vice President & Corporate Secretary


Att: a/s

CHINA BANKING CORPORATION (CHIB)
Computation of Public Ownership as of 30 September 2019

	Number of Shares		
	A	B	Total
Number of Issued Shares	2,685,899,812	0	2,685,899,812
Less: Number of Treasury Shares (if any)	0	0	0
Number of Issued and Outstanding Shares	2,685,899,812	0	2,685,899,812
Less:			





	% to total I/O Shares	A	B	Total
Directors				
Hans T. Sy				
Direct	0.0523%	1,405,350	0	1,405,350
Indirect (thru PCD)	0.0872%	2,342,069	0	2,342,069
Gilbert U. Dee				
Direct	0.4778%	12,832,906	0	12,832,906
Indirect (thru _____)				
William C. Whang				
Direct	0.0007%	17,518	0	17,518
Indirect (thru _____)				
Peter S. Dee				
Direct	0.0112%	301,305	0	301,305
Indirect (thru _____)				
Joaquin T. Dee				
Direct	1.6499%	44,315,883	0	44,315,883
Indirect (thru <i>related entities</i>)	0.2744%	7,371,029	0	7,371,029
Herbert T. Sy				
Direct	0.0059%	158,049	0	158,049
Indirect (thru PCD)	0.0131%	352,543	0	352,543
Harley T. Sy				
Direct	0.0097%	261,211	0	261,211
Indirect (thru _____)				
Alberto S. Yao				
Direct	0.0204%	548,876	0	548,876
Indirect (thru _____)				
Jose T. Sio				
Direct	0.0001%	3,517	0	3,517
Indirect (thru _____)				
Margarita L. San Juan				
Direct	0.0035%	95,238	0	95,238
Indirect (thru _____)				
Philip S.L. Tsai				
Direct	0.0001%	2,000	0	2,000
Indirect (thru _____)				
Angeline Ann H. Hwang				
Direct	0.0000%	100	0	100
Indirect (thru _____)				
Sub-total	2.6065%	70,007,594	0	70,007,594
Officers				
Rosemarie C. Gan				
Direct	0.0048%	130,032	0	130,032
Indirect (thru _____)				
Patrick D. Cheng				
Direct	0.0230%	617,756	0	617,756
Indirect (thru _____)				
Alexander C. Escucha				
Direct	0.0031%	83,886	0	83,886
Indirect (thru _____)				




Gerard T. Dee				
Direct	0.0103%	277,864	0	277,864
Indirect (thru _____)				
Angela D. Cruz				
Direct	0.0611%	1,639,876	0	1,639,876
Indirect (thru _____)				
Delia Marquez				
Direct	0.0009%	23,560	0	23,560
Indirect (thru _____)				
Lilibeth R. Cariño				
Direct	0.0002%	4,167	0	4,167
Indirect (thru _____)				
Renato K. De Borja, Jr.				
Direct	0.0008%	20,169	0	20,169
Indirect (thru _____)				
Shirley G.K.T. Tan				
Direct	0.0005%	12,863	0	12,863
Indirect (thru _____)				
Elizabeth C. Say				
Direct	0.0001%	3,433	0	3,433
Indirect (thru _____)				
Benedict L. Chan				
Direct	0.0006%	15,678	0	15,678
Indirect (thru _____)				
Maria Rosanna Catherina L. Testa				
Direct	0.0002%	6,340	0	6,340
Indirect (thru _____)				
Stephen Y. Tan				
Direct	0.0001%	2,746	0	2,746
Indirect (thru _____)				
Marisol M. Teodoro				
Direct	0.0008%	21,323	0	21,323
Indirect (thru _____)				
Layne Y. Arpon				
Direct	0.0004%	10,732	0	10,732
Indirect (thru _____)				
Belenette C. Tan				
Direct	0.0002%	5,008	0	5,008
Indirect (thru _____)				
Manuel M. Te				
Direct	0.0001%	3,199	0	3,199
Indirect (thru _____)				
Clara C. Sy				
Direct	0.0570%	1,532,304	0	1,532,304
Indirect (thru _____)				
Sub-total	0.1642%	4,410,936	0	4,410,936
Principal/Substantial Stockholders				
SM Investments Corporation				
Direct	17.2000%	461,975,661	0	461,975,661
Sysmart Corporation				
Direct	15.4881%	415,995,323	0	415,995,323
Sub-total	32.6882%	877,970,984	0	877,970,984
Affiliate	0.0000%	0	0	0

H A J

Others				
Government	0.0000%	0	0	0
Banks	0.0000%	0	0	0
Employees				
CBC Employees Retirement Plan				
Direct	1.9837%	53,278,951	0	53,278,951
Lock-Up Shares	0.0000%	0	0	0
Sub-total	<u>1.9837%</u>	<u>53,278,951</u>	<u>0</u>	<u>53,278,951</u>
TOTAL	37.4425%	1,005,668,465	-	1,005,668,465
Total Number of Shares Owned by the Public				<u>1,680,231,347</u>

PUBLIC OWNERSHIP PERCENTAGE
Total Number of Shares Owned by the Public

1,680,231,347 shares
2,685,899,812 shares = 62.557%

Number of Issued and Outstanding Shares	=	2,685,899,812
Number of Outstanding Shares	=	2,685,899,812
Number of Treasury Shares	=	0
Number of Listed Shares	=	2,685,899,812
Number of Foreign-Owned Shares	=	724,801,501
Foreign Ownership Level (%)	=	26.99%
Foreign Ownership Limit (%)	=	40%

H 1 A 3