

15 April 2019

**PHILIPPINE STOCK EXCHANGE, INC.**

6<sup>th</sup> Floor, PSE Tower  
5<sup>th</sup> Avenue corner 28<sup>th</sup> Street  
Bonifacio Global City, Taguig City

**Attention: MS. JANET A. ENCARNACION**  
Head, Disclosure Department  
-----

**PHILIPPINE DEALING & EXCHANGE CORP.**

37/F, Tower 1, The Enterprise Center  
6766 Ayala Ave. cor. Paseo de Roxas, Makati City

**Attention: ATTY. JOSEPH B. EVANGELISTA**  
Head, Issuer Compliance and Disclosure Department  
-----

Gentlemen:

In compliance with your reportorial requirements, we are submitting herewith the Bank's Public Ownership Report as of 31 March 2019.

Thank you.

Very truly yours,





  
**ATTY. CORAZON I. MORANDO**  
Vice President & Corporate Secretary  
H 8

Att: a/s

**CHINA BANKING CORPORATION (CHIB)**  
**Computation of Public Ownership as of 31 March 2019**

	Number of Shares		Total
	A	B	
<b>Number of Issued Shares</b>	2,685,899,812	0	2,685,899,812
<b>Less: Number of Treasury Shares (if any)</b>	0	0	0
<b>Number of Issued and Outstanding Shares</b>	<b>2,685,899,812</b>	<b>0</b>	<b>2,685,899,812</b>

	% to total I/O Shares	A	B	Total
<b>Directors</b>				
Hans T. Sy				
Direct	0.0523%	1,405,350	0	1,405,350
Indirect (thru PCD)	0.0870%	2,336,069	0	2,336,069
Gilbert U. Dee				
Direct	0.4778%	12,832,906	0	12,832,906
Indirect (thru _____)				
William C. Whang				
Direct	0.0007%	17,518	0	17,518
Indirect (thru _____)				
Peter S. Dee				
Direct	0.0112%	301,305	0	301,305
Indirect (thru _____)				
Joaquin T. Dee				
Direct	1.9244%	51,686,912	0	51,686,912
Indirect (thru _____)				
Herbert T. Sy				
Direct	0.0190%	510,592	0	510,592
Indirect (thru _____)				
Harley T. Sy				
Direct	0.0097%	261,211	0	261,211
Indirect (thru _____)				
Alberto S. Yao				
Direct	0.0204%	548,876	0	548,876
Indirect (thru _____)				
Jose T. Sio				
Direct	0.0001%	3,517	0	3,517
Indirect (thru _____)				
Margarita L. San Juan				
Direct	0.0035%	95,238	0	95,238
Indirect (thru _____)				
Philip S.L. Tsai				
Direct	0.0001%	2,000	0	2,000
Indirect (thru _____)				
<b>Sub-total</b>	<b>2.6062%</b>	<b>70,001,494</b>	<b>0</b>	<b>70,001,494</b>
<b>Officers</b>				
Rosemarie C. Gan				
Direct	0.0048%	130,032	0	130,032
Indirect (thru _____)				
Patrick D. Cheng				
Direct	0.0230%	617,756	0	617,756
Indirect (thru _____)				
Alexander C. Escucha				
Direct	0.0031%	83,886	0	83,886
Indirect (thru _____)				
Gerard T. Dee				
Direct	0.0103%	277,864	0	277,864
Indirect (thru _____)				

Angela D. Cruz				
Direct	0.0611%	1,639,876	0	1,639,876
Indirect (thru _____)				
Delia Marquez				
Direct	0.0009%	23,560	0	23,560
Indirect (thru _____)				
Lilibeth R. Cariño				
Direct	0.0002%	4,167	0	4,167
Indirect (thru _____)				
Renato K. De Borja, Jr.				
Direct	0.0000%	669	0	669
Indirect (thru _____)				
Shirley G.K.T. Tan				
Direct	0.0005%	12,863	0	12,863
Indirect (thru _____)				
Elizabeth C. Say				
Direct	0.0001%	3,433	0	3,433
Indirect (thru _____)				
Benedict L. Chan				
Direct	0.0006%	15,678	0	15,678
Indirect (thru _____)				
Maria Rosanna Catherina L. Testa				
Direct	0.0002%	6,340	0	6,340
Indirect (thru _____)				
Stephen Y. Tan				
Direct	0.0001%	2,746	0	2,746
Indirect (thru _____)				
Marisol M. Teodoro				
Direct	0.0008%	21,323	0	21,323
Indirect (thru _____)				
Layne Y. Arpon				
Direct	0.0004%	10,732	0	10,732
Indirect (thru _____)				
Belenette C. Tan				
Direct	0.0002%	5,008	0	5,008
Indirect (thru _____)				
Manuel M. Te				
Direct	0.0001%	3,199	0	3,199
Indirect (thru _____)				
<b>Sub-total</b>	<b>0.1064%</b>	<b>2,859,132</b>	<b>0</b>	<b>2,859,132</b>

**Principal/Substantial Stockholders**

SM Investments Corporation				
Direct	17.2000%	461,975,661	0	461,975,661
Shoemart, Inc.				
Direct	4.3380%	116,515,424	0	116,515,424
Sysmart Corporation				
Direct	15.4881%	415,995,323	0	415,995,323
<b>Sub-total</b>	<b>37.0261%</b>	<b>994,486,408</b>	<b>0</b>	<b>994,486,408</b>
<b>Affiliate</b>	0.0000%	0	0	0
<b>Others</b>				
<b>Government</b>	0.0000%	0	0	0
<b>Banks</b>	0.0000%	0	0	0
<b>Employees</b>				
CBC Employees Retirement Plan				
Direct	1.9837%	53,278,951	0	53,278,951

<i>Lock-Up Shares</i>	0.0000%	0	0	0
Sub-total	1.9837%	53,278,951	0	53,278,951
TOTAL	41.7221%	1,120,625,985	-	1,120,625,985
Total Number of Shares Owned by the Public				1,565,273,827

N

A

Q

**PUBLIC OWNERSHIP PERCENTAGE**  
**Total Number of Shares Owned by the Public**

<u>1,565,273,827</u> shares	=	<u>58.277%</u>
2,685,899,812 shares		

Number of Issued and Outstanding Shares	=	2,685,899,812
Number of Outstanding Shares	=	2,685,899,812
Number of Treasury Shares	=	0
Number of Listed Shares	=	2,685,899,812
Number of Foreign-Owned Shares	=	727,866,233
Foreign Ownership Level (%)	=	27.10%
Foreign Ownership Limit (%)	=	40%

N      A      Q